



DEVELOPING THE ENDING OF YOUR STORY

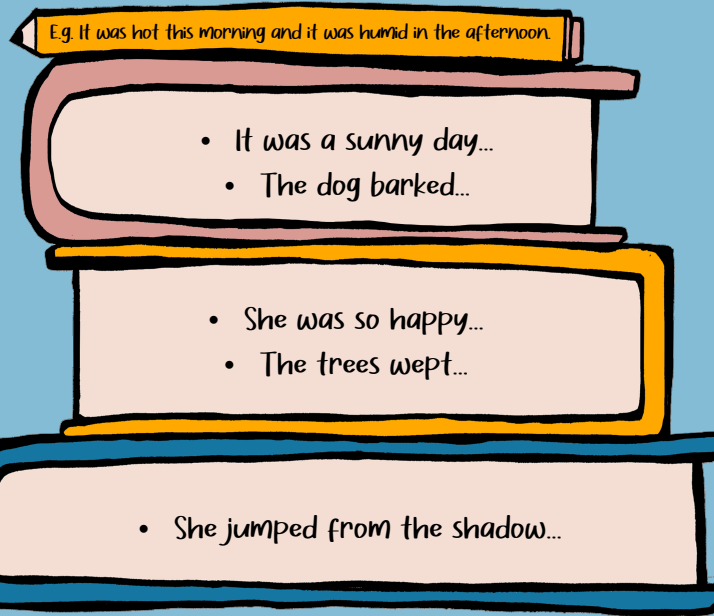
Year 3 Lesson Plan 9

This lesson will support your children to write the endings to their own pieces of creative writing.

Coordinating Conjunctions

Use a coordinating conjunction, to make these sentences longer and more interesting.

The main ones are 'and,' 'but' and 'or.'

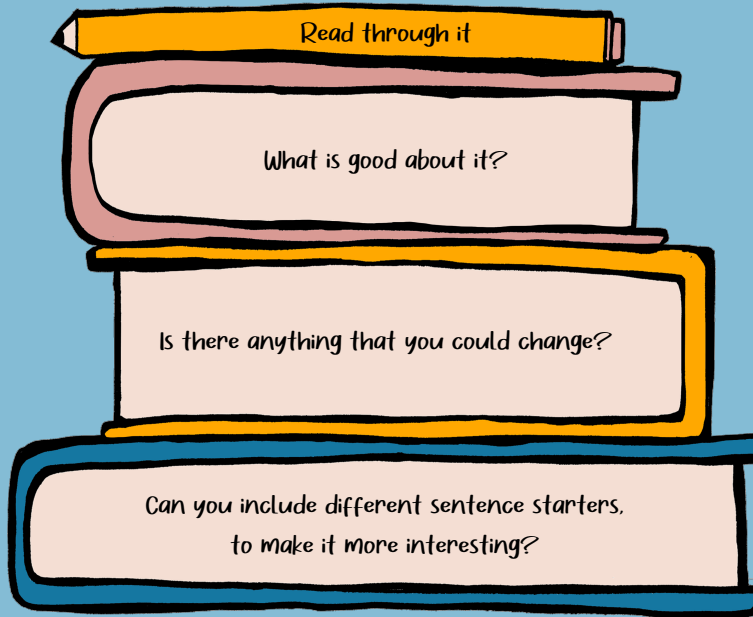


Sentence Starters

A sentence starter begins a sentence.

*Different types of writing need different sentence starters.
Starting our sentences in different ways
makes our writing more interesting.*

Over the last few lessons, you have written the beginning and middle of your creative writing.





In pairs check your story so far.

Read it out loud.

What can you change or improve
to make your writing better?

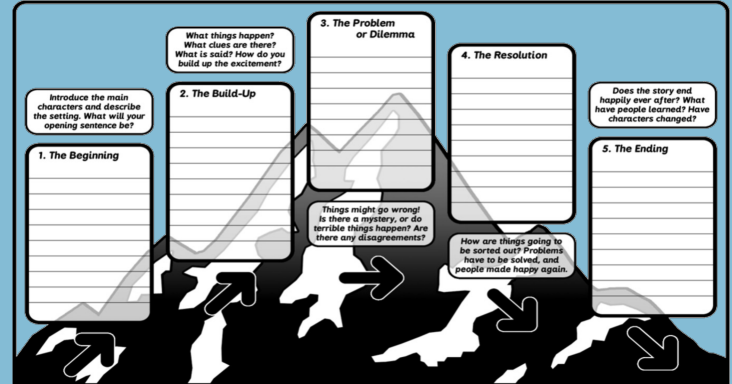
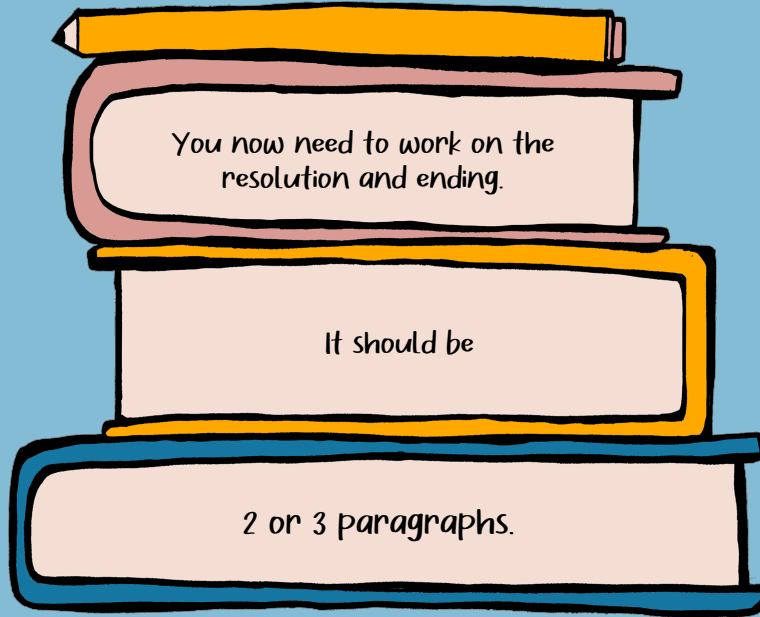
Give each other feedback.



THE LOWRY



You have now written the build-up and the problem (Climax).





What makes a good resolution and ending?

Discuss in pairs what makes a good resolution and ending using a fairy tale that you know.

Think about how they end

e.g. Cinderella, Rapunzel,
Jack and the Beanstalk etc.

(5 minute task)



Problems and solutions:

Create your own solutions to these problems then share them as a group





Talk in pairs about your resolution.
Does it match the success criteria?

Success Criteria:

- Refer back to introduction
- Solve the problem
- Demonstrate a character learns something
- Help comes in an unexpected form

